

Student Satisfaction Survey on Teaching Learning Process

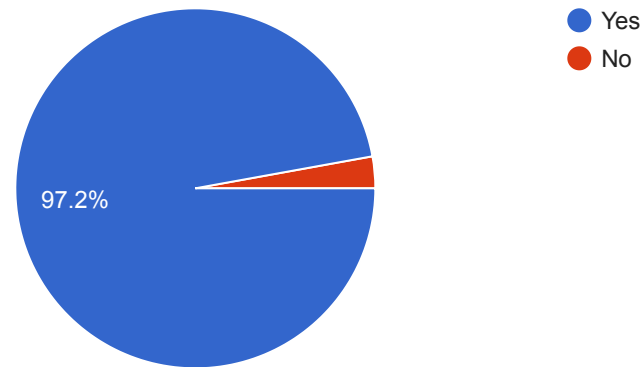
355 responses

[Publish analytics](#)

Key Indicator 2.7.1 (Under criterion II)

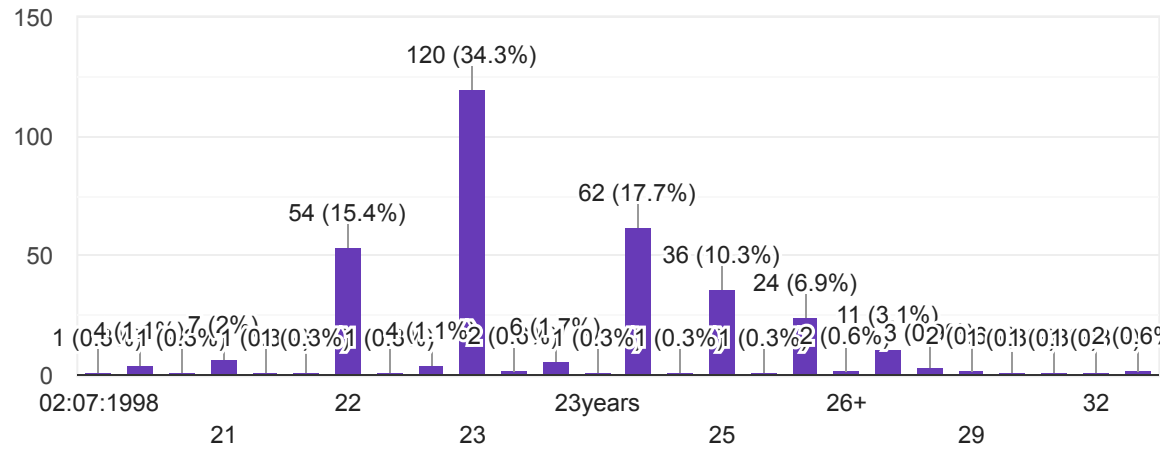
(A) Please confirm this is the first and only time you answer this survey.

351 responses



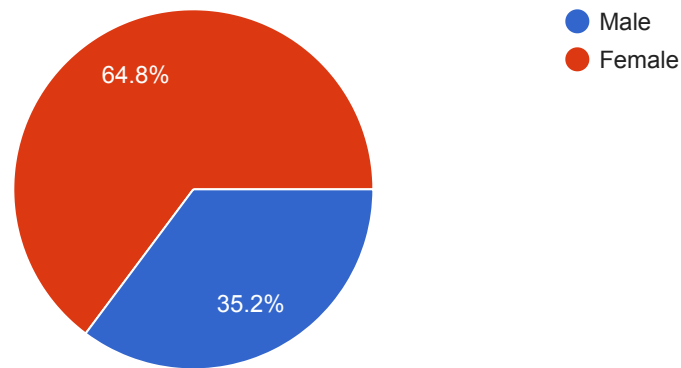
(B) Age:

350 responses



(C) Gender

355 responses



(D) College/University Name

351 responses

North Orissa University

Maharaja Sriram Chandra Bhanja Deo University

North Orissa University

North orissa university

MSCBDU

North Orissa university,baripada

North orissa university

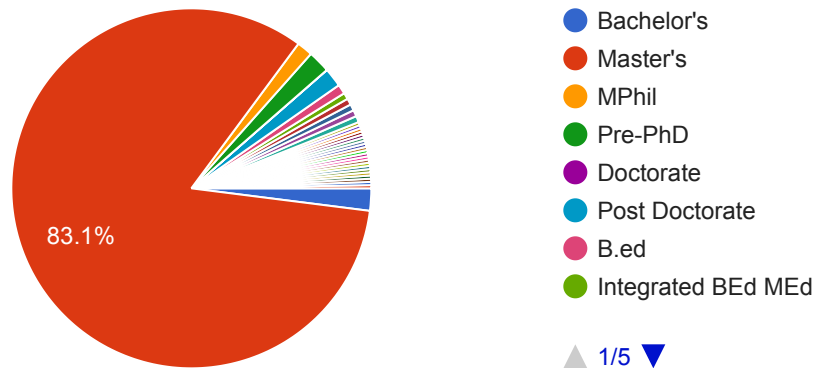
NORTH ORISSA UNIVERSITY

NOU



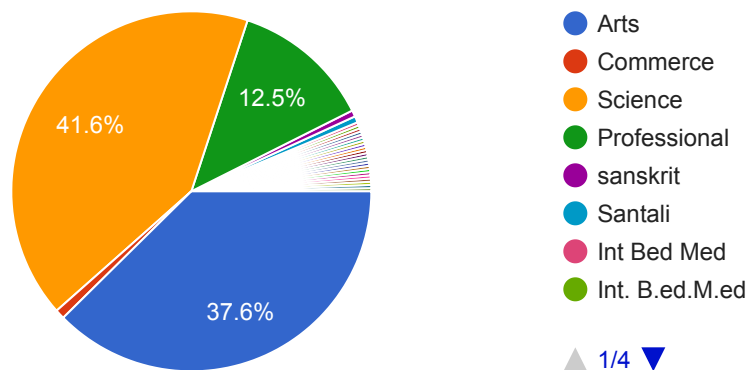
(E) What degree program are you pursuing?

350 responses




(F) What subject area are you currently pursuing?

351 responses



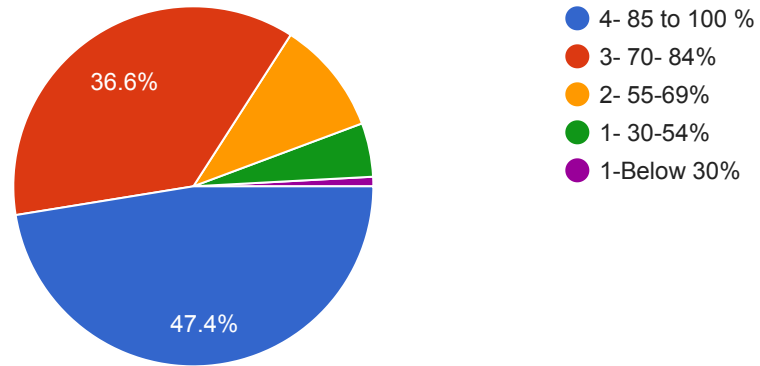
Instructions to fill the questionnaire

Criterion II- Teaching-Learning and Evaluation



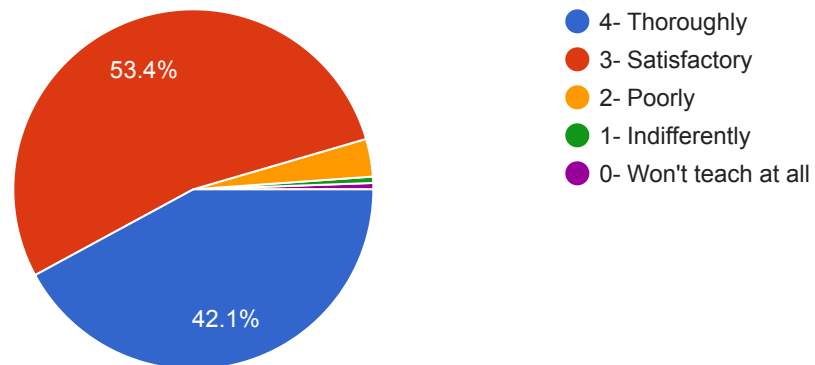
1. How much of the syllabus was covered

352 responses



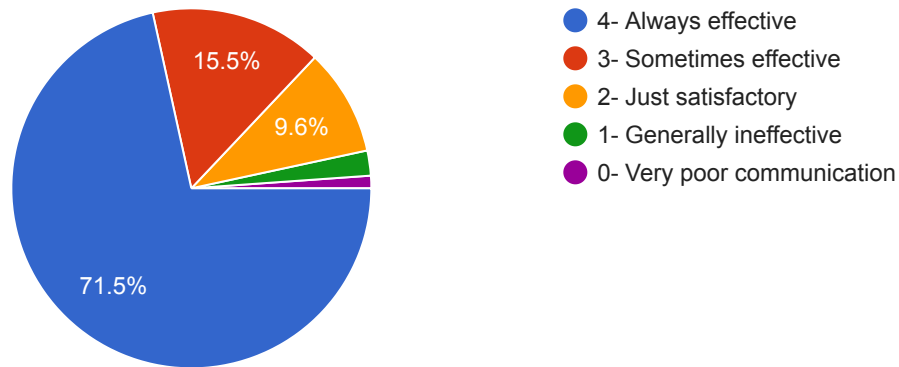
2. How well did the teacher prepare for the classes?

354 responses



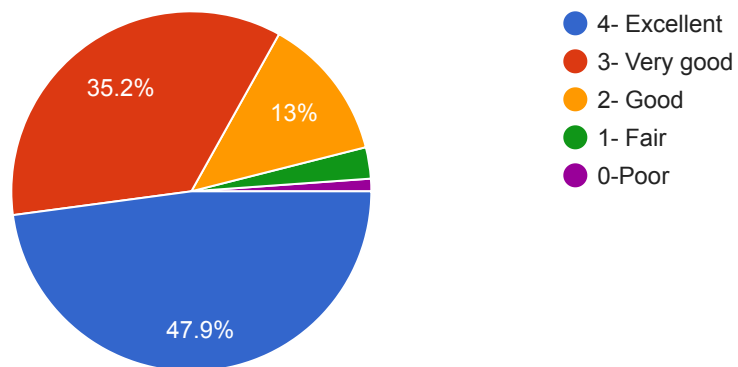
3. How well were the teachers able to communicate?

355 responses



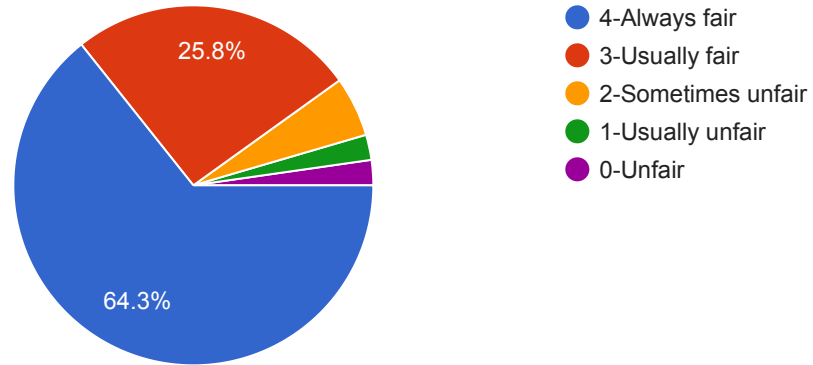
4. The teachers approach to teaching can best be described as

355 responses



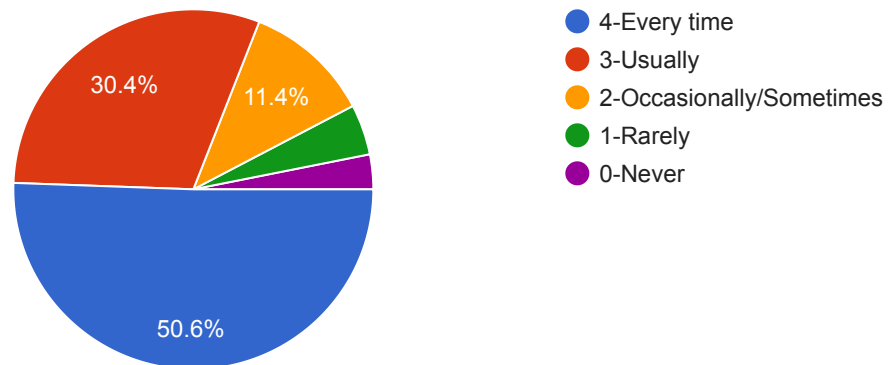
5. Fairness in the internal evaluation process

353 responses



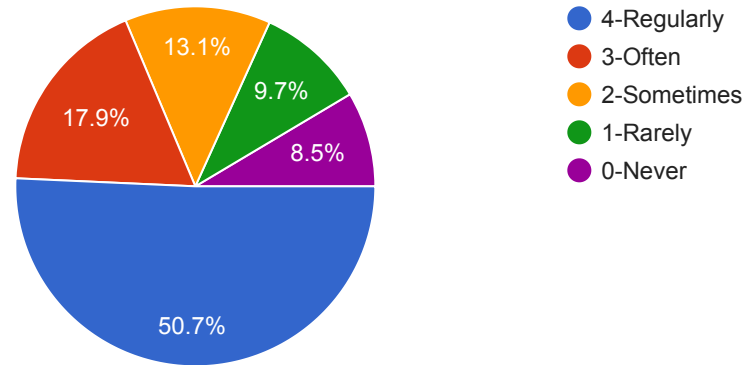
6. Was your performance in assignment discussed with you ?

352 responses



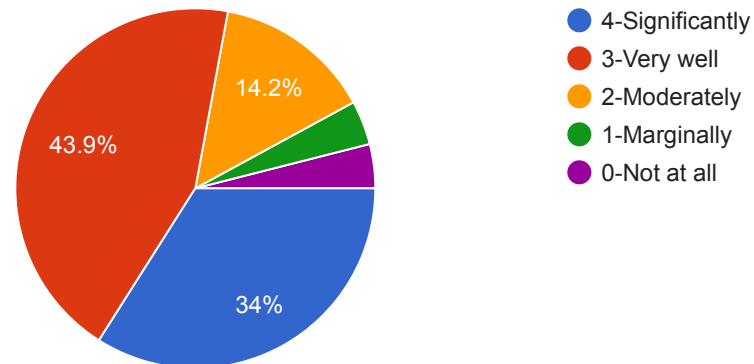
7. The institute takes active interest in promoting internship, student exchange, field visit opportunities for students.

351 responses



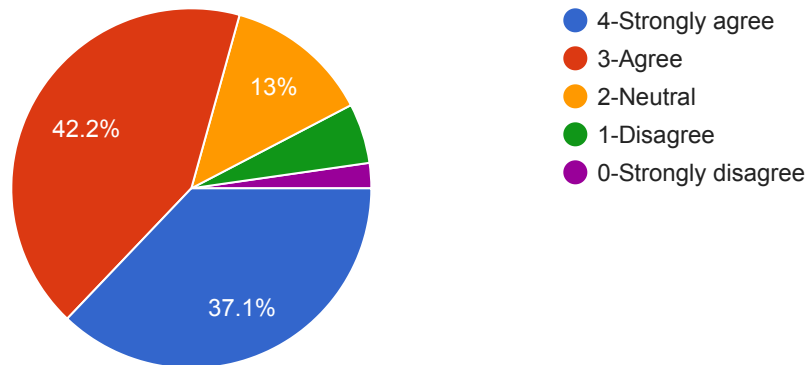
8. The teaching and mentoring process in your institution facilitates you in cognitive, social and emotional growth.

353 responses




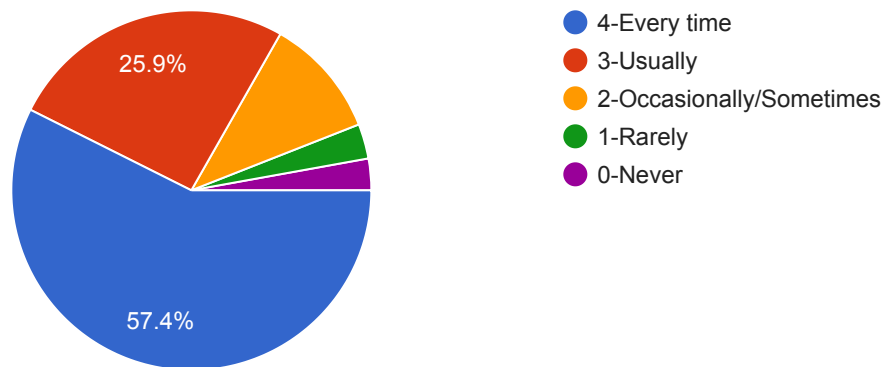
9. The institution provides multiple opportunities to learn and grow.

353 responses



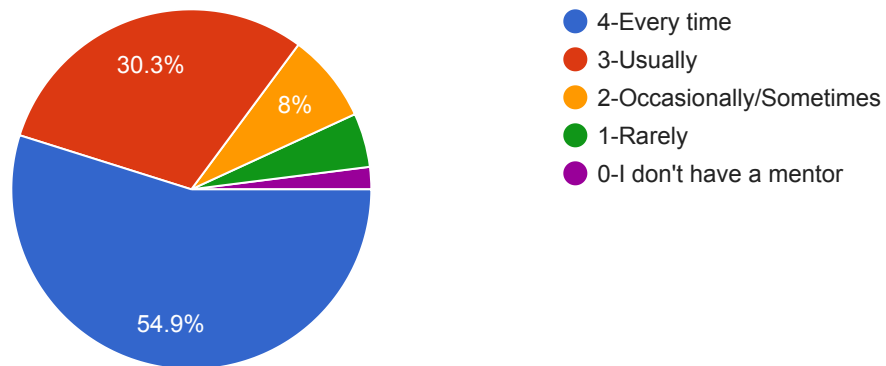
10. Teacher inform you about your expected competencies, course outcomes and programme outcomes.

352 responses




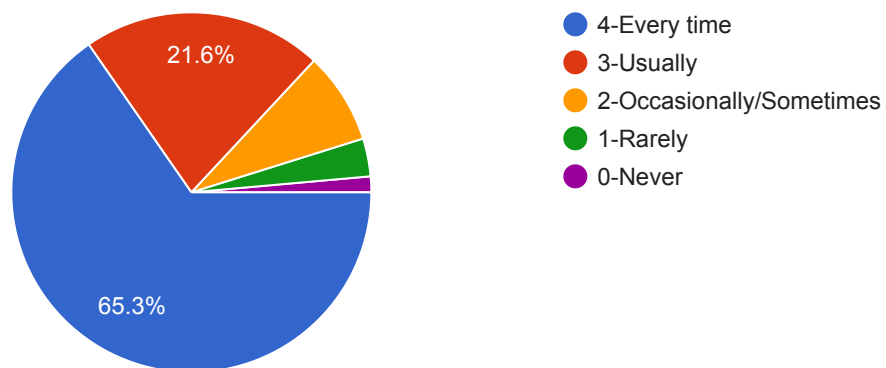
11. Your mentor does a necessary follow-up with an assigned task to you.

350 responses



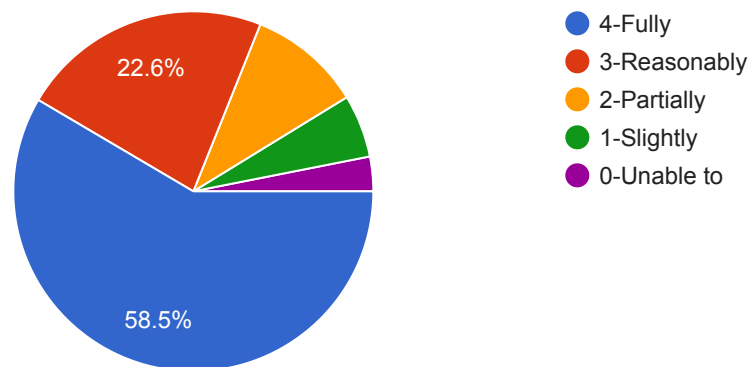
12. The teacher illustrate the concepts through example and applications.

352 responses




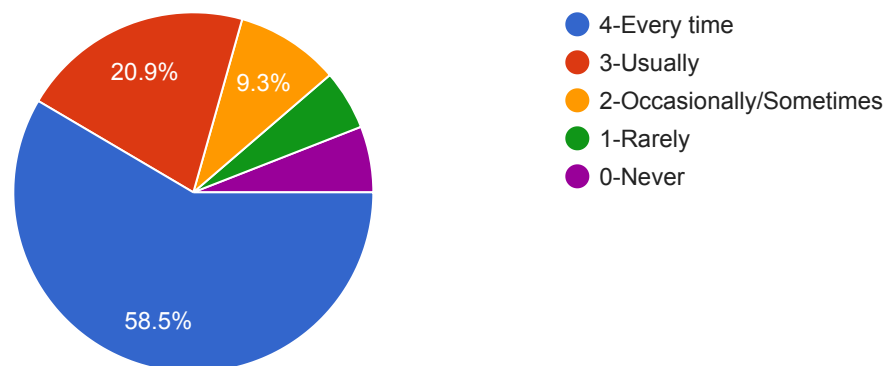
12. The teacher identify your strength and encourage you with providing right level of challenges.

354 responses



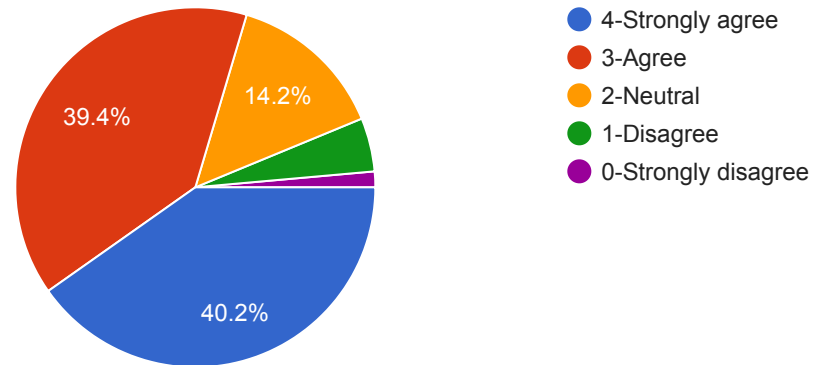
14. Teachers are able to identify your weakness and help you to overcome them.

354 responses



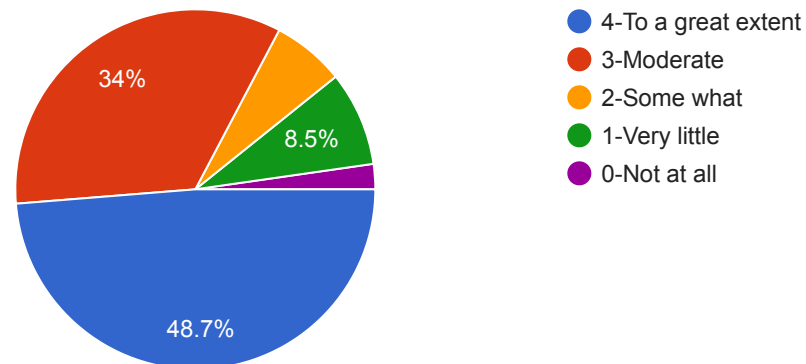
15. The institute makes effort to engage students in the monitoring, review and continuous quality improvement of the teaching learning process.

353 responses



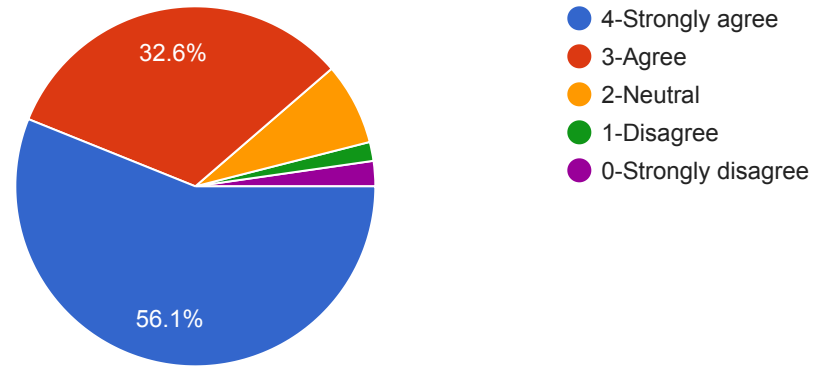
16. The institute/ teachers use student centric methods, such as experimental learning, participative learning and problem solving methodologies for enhancing learning experiences.

353 responses



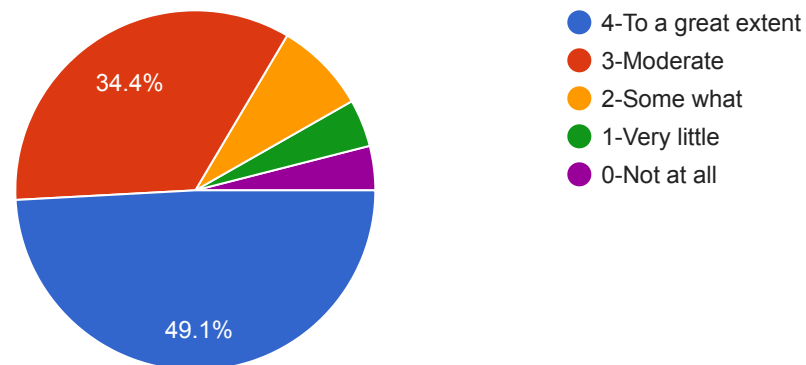
17. Teachers encourage you to participate in extracurricular activities.

353 responses



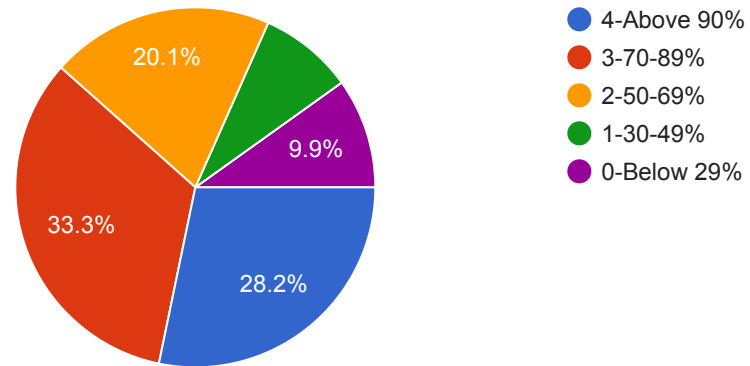
18. Efforts are made by the institute/teachers to inculcate soft skills, life and employability skills to make you ready for world of work

352 responses



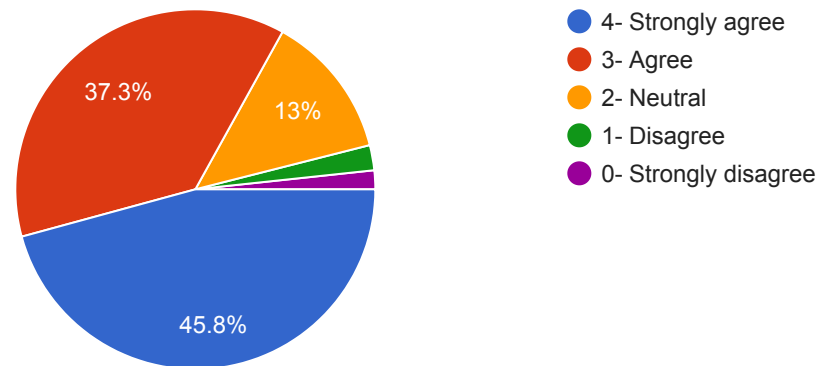
19. What percentage of teacher use ICT tools such as LCD projector, Multimedia, etc. while teaching.

354 responses



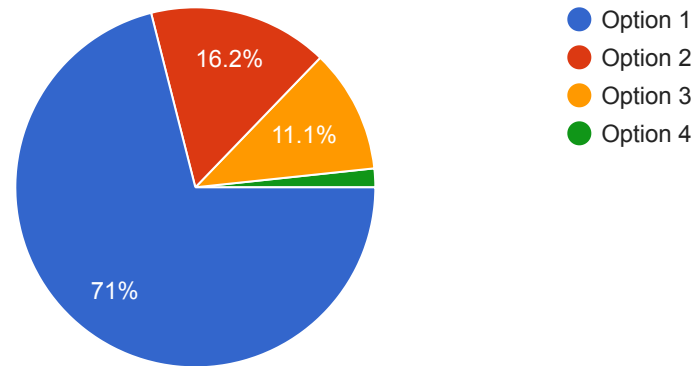
20. The overall quality of teaching-learning process in your institute is very good.

354 responses



21. Give three observation/ suggestions to improve the overall teaching - learning experience in your institution.

297 responses



This content is neither created nor endorsed by Google. [Report Abuse](#) - [Terms of Service](#) - [Privacy Policy](#).

Google Forms



ANALYSIS REPORT OF STUDENT SATISFACTION SURVEY

Student Satisfaction Survey (SSS) is an annual student's evaluation system of the teaching, learning and evaluation mechanism at North Orissa University that is used as a key indicator to enhance the quality of education. The SSS for the academic session 2019-2020 was performed as per the guidelines provided by NAAC (criteria 2.7). A brief analysis of the annual SSS report for the academic session 2019-20 is given below.

- About 45% of students passed out in the academic session 2019-20 participated in the survey of which 65% males and 35% females. 83% students were of the opinion that more than 70% of the syllabus was covered by the teachers.
- 95% of the students agreed that the teachers were thoroughly prepared for the classes and 72% teachers effectively communicated with the students. 81% students agreed that the assignments given to them were discussed with them.
- 80% students were of the opinion that the institute takes active interest in promoting internship, studentexchange, field visit opportunities for students.
- 78% students were satisfied with the teaching and mentoring process at MSCBU facilitates their cognitive, social and emotional growth. 80% of the students agree that the institution provides multiple opportunities to learn and grow.
- 85% students mentioned that teachers inform them about their expected competencies, course outcomes and programme outcomes. 85% students indicated that the mentoring system at MSCBU helps them with necessary follow-up of their assigned tasks.
- 87% students were happy with the teaching methods adopted by the teachers. 82% students mentioned that the mentors identified their strengths and weaknesses to guide them towards pursuing their goals.
- 80% students provided positive reviews on the effort of the institution in engaging the students in the monitoring, reviewand continuous quality improvement of the teaching learning process. 88% students agreed upon the fact that the teachers encourage them to participate in extracurricular activities that brings out their hidden talents.
- More than 80% Students are satisfied with the teaching, mentoring and extracurricular activities performed.

- Although 83% students mentioned that the overall quality of teaching-learning process in MSCBU is very good, mixed responses were obtained on technical and skill based learning. About 48% teachers performed excellent teaching, whereas, 35% were very good and 13% were good at teaching. Only 50% students agreed that the teachers use student centric methods, such as experimental learning, participative learning and problem solving methodologies for enhancing learning experiences. 50% students were satisfied with the efforts made by the institute/teachers to inculcate soft skills, life and employability skills to make them ready for world of work.
- Students provided a mixed view on the percentage of teacher those use ICT tools such as LCD projector, Multimedia, etc. while teaching. 71% students suggested that more practicals/projects/dissertations need to be conducted. Whereas, 16% suggested modification of the syllabus.

Important measures to be taken for the next academic year

1. The syllabi need to be streamlined with more skill-based courses and practical
2. More ICT-based teaching/learning and evaluation techniques need to be implemented
3. More practical classes need to be incorporated