


MAHARAJA SRIRAM CHANDRA BHANJA DEO UNIVERSITY

UG. FINAL SEMESTER EXAMINATION, 2026

RESULT STATISTICS

OVER ALL

SL	SUBJECT	ENROLL	I-D	Ist	II-D	IIInd	GWH	GWD	GEN	GD	TOTAL	FAIL	WHO	MP	%AGE
1	ARTS GENERAL	247							69	128	197	32	18		86.02
	Arts Hons.														
2	ANTHROPOLOGY	121	57	44							101	15	5		87.06
3	ECONOMICS	673	221	60	114	139					534	114	14	11	82.40
4	EDUCATION	842	570	159	8	4					741	73	18	10	91.03
5	ENGLISH	291	56	16	43	109					224	53	11	3	80.86
6	GEOGRAPHY	18	4	5		1					10	8			55.55
7	HINDI	27	9	2	1	7					19	8			70.37
8	HISTORY	1224	374	122	146	277					919	267	26	12	77.48
9	HOME SCIENCE	106	54	35		2					91	15			85.84
10	MATHEMATICS	4				2					2	2			50.00
11	ODIA	871	573	157	24	16					770	73	27	1	91.34
12	PHILOSOPHY	290	139	45	27	28					239	38	12	1	86.28
13	POL. SCIOENCE	1238	774	147	103	94					1118	91	25	4	92.47
14	PSYCHOLOGY	40	11	12		2					25	13	2		65.78
15	SANSKRIT	450	221	109	6	19					355	84	9	2	80.86
16	SOCIOLOGY	114	39	56	1	6					102	9	3		91.89
17	SANTALI	13	8	4							12	1			92.30
Arts (Pass & Hons.)		6569	3110	973	473	706			69	128	5459	896	170	44	85.90
18	SCI. GENERAL	30							12	10	22	8			73.33
	Sci. Hons.														
19	BOTANY	437	196	94	1	5					296	127	9	5	69.97
20	CHEMISTRY	333	90	104	2	27					223	96	8	6	69.90
21	GEOLOGY	45	8	16		2					26	16	1	2	61.90
22	MATHEMATICS	246	48	62	5	27					142	95	7	2	59.91
23	PHYSICS	414	129	140		24					293	107	5	9	73.25
24	ZOOLOGY	544	236	136	2	12					386	138	13	7	73.66
25	COMPUTER SCI.	105	9	59		1					69	34	2		66.99
26	MICROBIOLOGY	12	8	4							12				100.00
27	INFO. TECHNOLOGY	8											8		
Sci. (Pass & Hons.)		2174	724	615	10	98			12	10	1469	621	53	31	70.28
28	COMM. GENERAL	5							3		3	1	1		75.00
29	Com. Hons	484	74	55	31	188					348	124	8	4	73.72
Com. (Pass & Hons.)		489	74	55	31	188			3		351	125	9	4	73.73
TOTAL		9232	3908	1643	514	992			84	138	7279	1642	232	79	81.59


Controller of Examinations


MAHARAJA SRIRAM CHANDRA BHANJA DEO UNIVERSITY

UG. FINAL SEMESTER EXAMINATION, 2026

RESULT STATISTICS

FEMALE

SL	SUBJECT	ENROLL	I-D	Ist	II-D	IIInd	GWH	GWD	GEN	GD	TOTAL	FAIL	WHO	MP	%AGE
1	ARTS GENERAL	166							49	80	129	23	14		84.86
	Arts Hons.														
2	ANTHROPOLOGY	84	40	31							71	10	3		87.65
3	ECONOMICS	399	133	36	60	93					322	70	3	4	82.14
4	EDUCATION	606	414	115	4	2					535	54	10	7	90.83
5	ENGLISH	154	31	11	21	58					121	28	4	1	81.20
6	GEOGRAPHY	14	2	3		1					6	8			42.85
7	HINDI	27	9	2	1	7					19	8			70.37
8	HISTORY	804	240	81	93	199					613	170	13	8	78.28
9	HOME SCIENCE	105	53	35		2					90	15			85.71
10	MATHEMATICS	3				2					2	1			66.66
11	ODIA	635	450	102	13	10					575	43	16	1	93.04
12	PHILOSOPHY	196	92	34	21	15					162	24	9	1	87.09
13	POL. SCIENCE	772	503	92	49	58					702	51	17	2	93.22
14	PSYCHOLOGY	36	11	9		2					22	13	1		62.85
15	SANSKRIT	338	173	88	3	12					276	54	7	1	83.63
16	SOCIOLOGY	82	24	47		4					75	5	2		93.75
17	SANTALI	7	5	1							6	1			85.71
Arts (Pass & Hons.)		4428	2180	687	265	465			49	80	3726	578	99	25	86.57
18	SCI. GENERAL	14							6	4	10	4			71.42
	Sci. Hons.														
19	BOTANY	261	111	59	1	1					172	80	7	2	68.25
20	CHEMISTRY	123	31	36	1	12					80	38	2	3	67.79
21	GEOLOGY	30	4	10		2					16	13		1	55.17
22	MATHEMATICS	92	26	23		9					58	33	1		63.73
23	PHYSICS	147	49	45		8					102	41	2	2	71.32
24	ZOOLOGY	319	145	80		5					230	79	7	3	74.43
25	COMPUTER SCI	53	5	23		1					29	24			54.71
26	MICROBIOLOGY	10	6	4							10				100.00
27	INFO. TECHNOLOGY	1											1		
Sci. (Pass & Hons.)		1050	377	280	2	38			6	4	707	312	20	11	69.38
28	COMM. GENERAL	1							1		1				100.00
29	Com. Hons	261	39	31	18	102					190	67	3	1	73.92
Com. (Pass & Hons.)		262	39	31	18	102			1		191	67	3	1	74.03
TOTAL		5740	2596	998	285	605			56	84	4624	957	122	37	82.85


Controller of Examinations

MAHARAJA SRIRAM CHANDRA BHANJA DEO UNIVERSITY

UG. FINAL SEMESTER EXAMINATION, 2026

RESULT STATISTICS

SCHEDULE CASTE

SL	SUBJECT	ENROLL	I-D	Ist	II-D	IIInd	GWH	GWD	GEN	GD	TOTAL	FAIL	WHO	MP	%AGE
1	ARTS GENERAL	6							2	1	3	3			50.00
	Arts Hons.														
2	ANTHROPOLOGY	7	1	4							5	2			71.42
3	ECONOMICS	20	10	2	2	3					17	3			85.00
4	EDUCATION	76	55	14							69	5	2		93.24
5	ENGLISH	17	3	2	4	3					12	4	1		75.00
6	GEOGRAPHY	1										1			
7	HINDI	3		1							1	2			33.33
8	HISTORY	83	14	13	7	23					57	24	1	1	70.37
9	HOME SCIENCE	9	2	4		1					7	2			77.77
10	ODIA	95	54	19	4	2					79	11	5		87.77
11	PHILOSOPHY	12	5	2	1	1					9	2	1		81.81
12	POL. SCIENCE	124	71	20	6	11					108	11	4	1	90.75
13	PSYCHOLOGY	3		1		1					2	1			66.66
14	SANSKRIT	22	7	3		2					12	10			54.54
15	SOCIOLOGY	6	1	4							5	1			83.33
Arts (Pass & Hons.)		484	223	89	24	47			2	1	386	82	14	2	82.47
16	SCI. GENERAL	1								1	1				100.00
	Sci. Hons.														
17	BOTANY	28	12	4							16	12			57.14
18	CHEMISTRY	24	5	4	1	1					11	11	2		50.00
19	GEOLOGY	4	1	2							3			1	100.00
20	MATHEMATICS	12	2	3		2					7	5			58.33
21	PHYSICS	32	9	10		5					24	6	1	1	80.00
22	ZOOLOGY	53	17	10	2	2					31	20	2		60.78
23	COMPUTER SCI	11		6							6	5			54.54
24	INFO TECHNOLOGY	1												1	
Sci. (Pass & Hons.)		166	46	39	3	10				1	99	59	6	2	62.65
25	Com. Hons	23	8	3		5					16	6	1		72.72
Com. (Pass & Hons.)		23	8	3		5					16	6	1		72.72
TOTAL		673	277	131	27	62			2	2	501	147	21	4	77.31



Controller of Examinations


MAHARAJA SRIRAM CHANDRA BHANJA DEO UNIVERSITY

UG. FINAL SEMESTER EXAMINATION, 2026

RESULT STATISTICS

SCHEDULE TRIBE

SL	SUBJECT	ENROLL	I-D	Ist	II-D	IIInd	GWH	GWD	GEN	GD	TOTAL	FAIL	WHO	MP	%AGE
1	ARTS GENERAL	169							49	87	136	20	13		87.17
	Arts Hons.														
2	ANTHROPOLOGY	70	33	25							58	9	3		86.56
3	ECONOMICS	432	124	35	76	98					333	80	11	8	80.62
4	EDUCATION	436	286	89	3	1					379	44	9	4	89.59
5	ENGLISH	152	18	7	24	67					116	31	5		78.91
6	GEOGRAPHY	9	2	1		1					4	5			44.44
7	HINDI	9	2	1		4					7	2			77.77
8	HISTORY	776	224	70	105	196					595	158	17	6	79.01
9	HOME SCIENCE	70	34	25		1					60	10			85.71
10	MATHEMATICS	4				2					2	2			50.00
11	ODIA	432	275	86	9	5					375	44	12	1	89.49
12	PHILOSOPHY	172	81	29	19	16					145	20	7		87.87
13	POL. SCIENCE	721	453	83	65	59					660	48	12	1	93.22
14	PSYCHOLOGY	20	2	8							10	8	2		55.55
15	SANSKRIT	250	116	69	3	10					198	45	6	1	81.48
16	SOCIOLOGY	59	13	35	1	2					51	7	1		87.93
17	SANTALI	13	8	4							12	1			92.30
Arts (Pass & Hons.)		3794	1671	567	305	462			49	87	3141	534	98	21	85.46
18	SCI. GENERAL	17							8	3	11	6			64.70
	Sci. Hons.														
19	BOTANY	192	73	47		1					121	62	6	3	66.12
20	CHEMISTRY	118	18	40		14					72	40	2	4	64.28
21	GEOLOGY	18		10		1					11	6	1		64.70
22	MATHEMATICS	116	13	25	4	14					56	57	2	1	49.55
23	PHYSICS	133	26	47		5					78	51	3	1	60.46
24	ZOOLOGY	210	79	60		10					149	56	2	3	72.68
25	COMPUTER SCI	14		7		1					8	6			57.14
26	MICROBIOLOGY	5	4	1							5				100.00
27	INFO TECHNOLOGY	1												1	
Sci. (Pass & Hons.)		824	213	237	4	46			8	3	511	284	17	12	64.27
28	COMM. GENERAL	2										1	1		
29	Com. Hons	272	37	25	23	114					199	69	2	2	74.25
Com. (Pass & Hons.)		274	37	25	23	114					199	70	3	2	73.97
TOTAL		4892	1921	829	332	622			57	90	3851	888	118	35	81.26


 Controller of Examinations